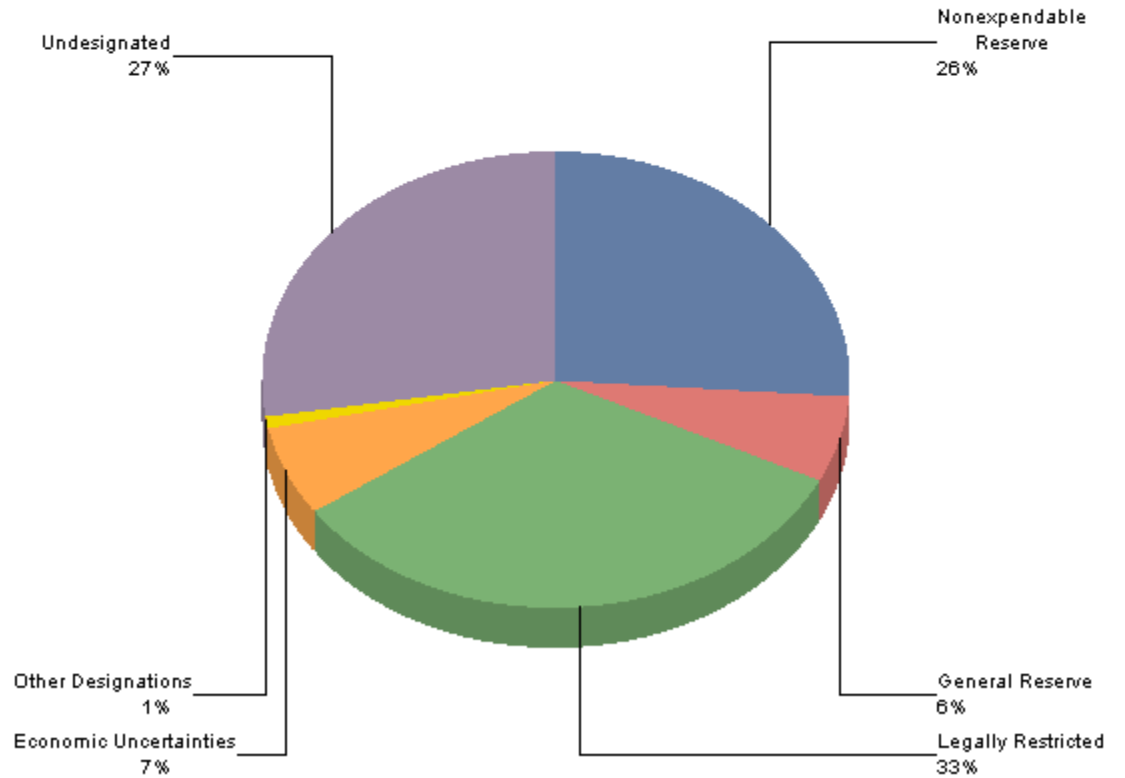


	Dollars per ADA	Total Amount
Beginning Fund Balance	\$2,402	\$13,984,313
+ Total Resources	\$25,954	\$151,132,248
- Total Uses	\$26,469	\$154,128,800
Ending Fund Balance	\$1,887	\$10,987,761
Fund Balance Difference	\$515-	\$2,996,552-

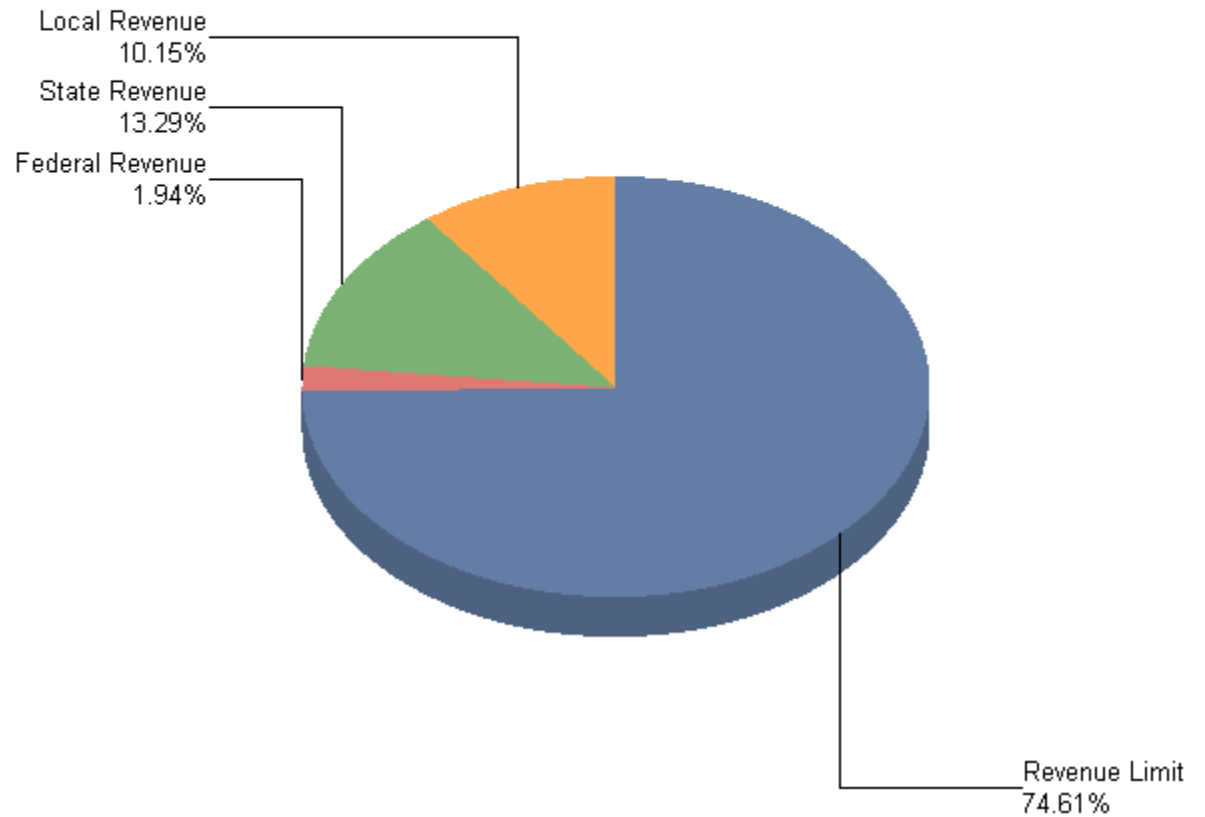
Ending Fund Balance Components

Ending Fund Balance Components	Amount
Nonexpendable Assets Reserve	36,260,577
General Reserve	8,584,000
Legally Restricted Balance	45,920,000
Economic Uncertainties	9,100,800
Other Designations	1,160,000
Undesignated	38,160,080
Other Unreserved Balance	0



Total Revenue Summary (as % of Total Revenue)

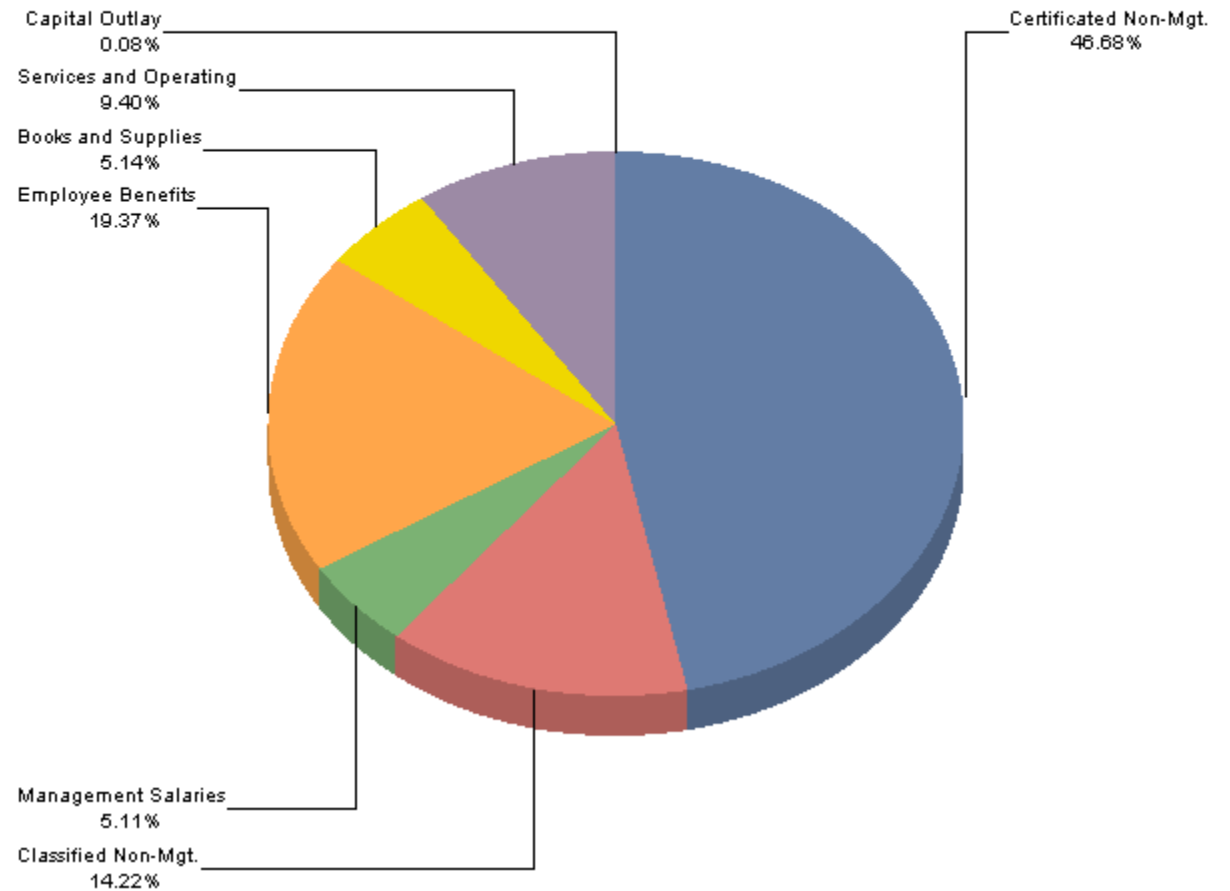
	Dollars per ADA	Total Amount
Revenue Limit	19,364	112,756,012
Federal Revenue	505	2,939,098
Other State Revenue	3,450	20,088,615
Other Local Revenue	2,635	15,341,423
Total Revenue	\$25,953	\$151,125,148
Transfer In & Others	\$1	\$7,100
Total Resources	\$25,954	\$151,132,248



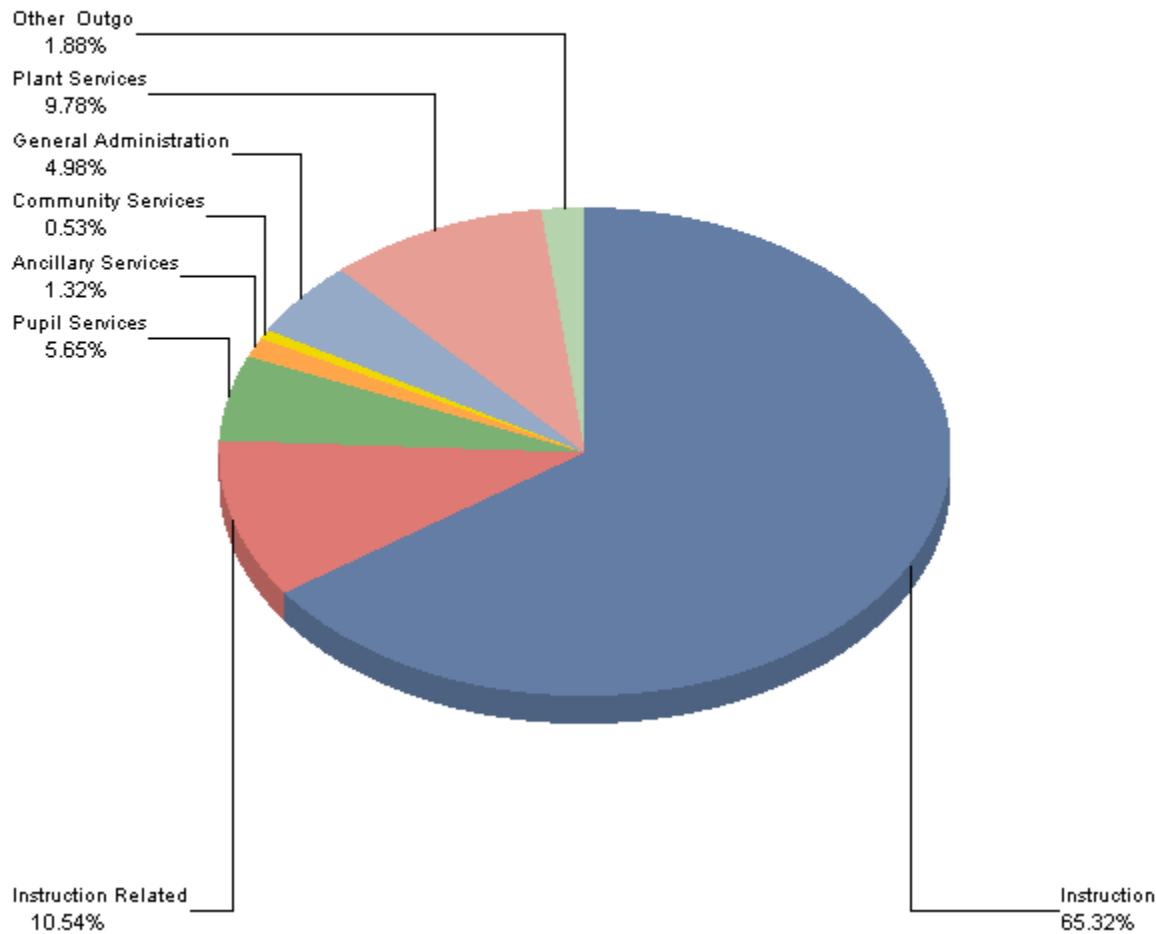
Total Expenditure Summary

(as % of Total Expenditure)

	Dollars per ADA	Total Amount
Cert. Non-Mgt. Salaries	12,265	71,420,067
Class. Non-Mgt. Salaries	3,735	21,751,623
Management Salaries	1,342	7,817,344
Employee Benefits	5,090	29,638,299
Books and Supplies	1,349	7,856,345
Services and Operating	2,470	14,384,569
Capital Outlay	22	126,409
Other Outgo	28-	163,377-
Total Expenditure	\$26,246	\$152,831,279
Transfer out and Other:	\$223	\$1,297,521
Total Uses	\$26,469	\$154,128,800



Total Expenditure by Function Summary (as % of Total Expenditure)



Expenditure by Function:	Dollars per ADA	% as of Total Expenditure
Instruction	17,289	65.32
Instruction Related Services	2,790	10.54
Pupil Services	1,496	5.65
Ancillary Services	349	1.32
Community Services	141	0.53
Enterprise	0	0.00
General Administration	1,318	4.98
Plant Services	2,589	9.78
Other Outgo	497	1.88
Total	\$26,469	100.00

General Administration Expenditure Breakdown:

Board and Supt. Administration	105	0.40
Other General Administration	846	3.20
Centralized Data Processing	367	1.39